

# MAX PRE PLEAT

## EXTENDED SURFACE PLEATED PANEL FILTER

- Wide rang of standard sizes
- Rugged, Durable construction
- Higher composite minimum efficiency
- 100% Synthetic media
- Die-cut beverage board frame
- High moisture resistance
- Higher pleat count
- Competitively priced



25-30% Average Efficiency

\* Exceeds ASHRAE STANDARD 62.1 air cleaning specification for filter installed upstream of cooling coil

These pleated filter is made from 100% synthetic media and design with a constant pleat shape on the center causing dirt to collect evenly over the entire surface. Medias are supported by expanded galvanized steel for maximum rust resistance and maintains pleat shape. Pleated media is bonded into high moisture resistance beverage board frame.

There are finger support on both air entering and air leaving side on the 4" deep filters. It is suitable for operation from 300 to 625 FPM with low resistance and high dust loading. Airmax produce three kinds of thickness 1", 2", 4" with wide range of all sizes.

### Technical Data

Model No.	Size W x H x D (Inc.)	Actual Size W x H x D (Inc.) W x H x D (mm.)	Media Area		Air Flow/Initial Resistance@500FPM	
			Sq.Ft.		CFM/WG.	CMM/Pa
			Standard	Max		
105	24 x 24 x 1	23-3/8 x 23-3/8 x 3/4 594 x 594 x 22	7.7	8.6	2000/0.21	56.6/54
110	12 x 24 x 1	11-3/8 x 23-3/8 x 3/4 289 x 594 x 22	3.8	4.2	1000/0.21	28.3/54
102	16 x 25 x 1	15-1/2 x 24-1/2 x 3/4 394 x 622 x 22	5.3	6	1400/0.21	39.6/54
104	20 x 25 x 1	19-1/2 x 24-1/2 x 3/4 495 x 622 x 22	6.7	7.7	1750/0.21	49.6/54
205	24 x 24 x 2	23-3/8 x 23-3/8 x 1-3/4 594 x 594 x 44	11.7	17.6	2000/0.30	56.6/76
210	12 x 24 x 2	11-3/8 x 23-3/8 x 1-3/4 289 x 594 x 44	5.6	8.6	1000/0.30	28.3/76
203	20 x 20 x 2	19-1/2 x 19-1/2 x 1-3/4 495 x 495 x 44	8.3	11.9	1400/0.30	39.6/76
211	20 x 24 x 2	19-1/2 x 23-3/8 x 1-3/4 495 x 594 x 44	9.9	14.2	1670/0.30	47.3/76
201	16 x 20 x 2	15-1/2 x 19-1/2 x 1-3/4 394 x 495 x 44	6.7	9.9	1120/0.30	31.73/76
216	16 x 24 x 2	15-1/2 x 23-3/8 x 1-3/4 394 x 594 x 44	8	11.7	1340/0.30	37.9/76
204	20 x 25 x 2	19-1/2 x 24-1/2 x 1-3/4 495 x 622 x 44	10.3	14.9	1750/0.30	49.5/76
405	24 x 24 x 4	23-3/8 x 23-3/8 x 3-3/4 594 x 594 x 95	19.9	28.4	2000/0.24	56.6/60
410	12 x 24 x 4	11-3/8 x 23-3/8 x 3-3/4 289 x 594 x 95	10	12.4	1000/0.24	28.3/60
404	20 x 25 x 4	19-1/2 x 24-1/2 x 3-3/4 495 x 622 x 95	18.3	23.5	1670/0.24	47.3/60
412	18 x 24 x 4	17-1/2 x 23-3/8 x 3-3/4 445 x 594 x 95	14.9	19.9	1500/0.24	42.5/60

\* Custom size available

- Rated Efficiency : Type standard and Type Max 25-30 %, MERV 7, G4 Arrestance : 90-93%  
All performance data is based on the ASHRAE 52.1,52.2 and EN779
- Operating Temperature Limit : Maximum operating temperature is 225 F (107 C).

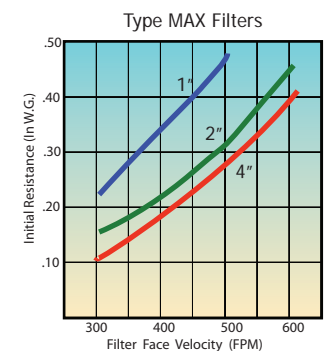
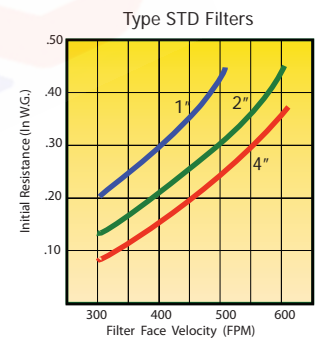
Pleat Count Per foot	1"	2"	4"
Standard	12	10	8
Max	14	15	11

#### How to order.

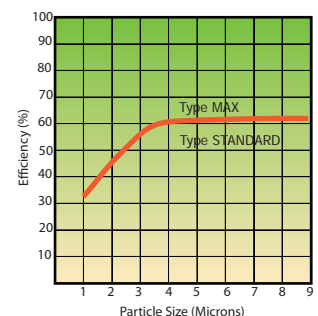
PP-STD-XXX

PP-MAX-XXX

\* XXX = Model No.



#### Efficiency by Particle size (clean)



AIRMAX reserves our right to change design and specifications without notice.